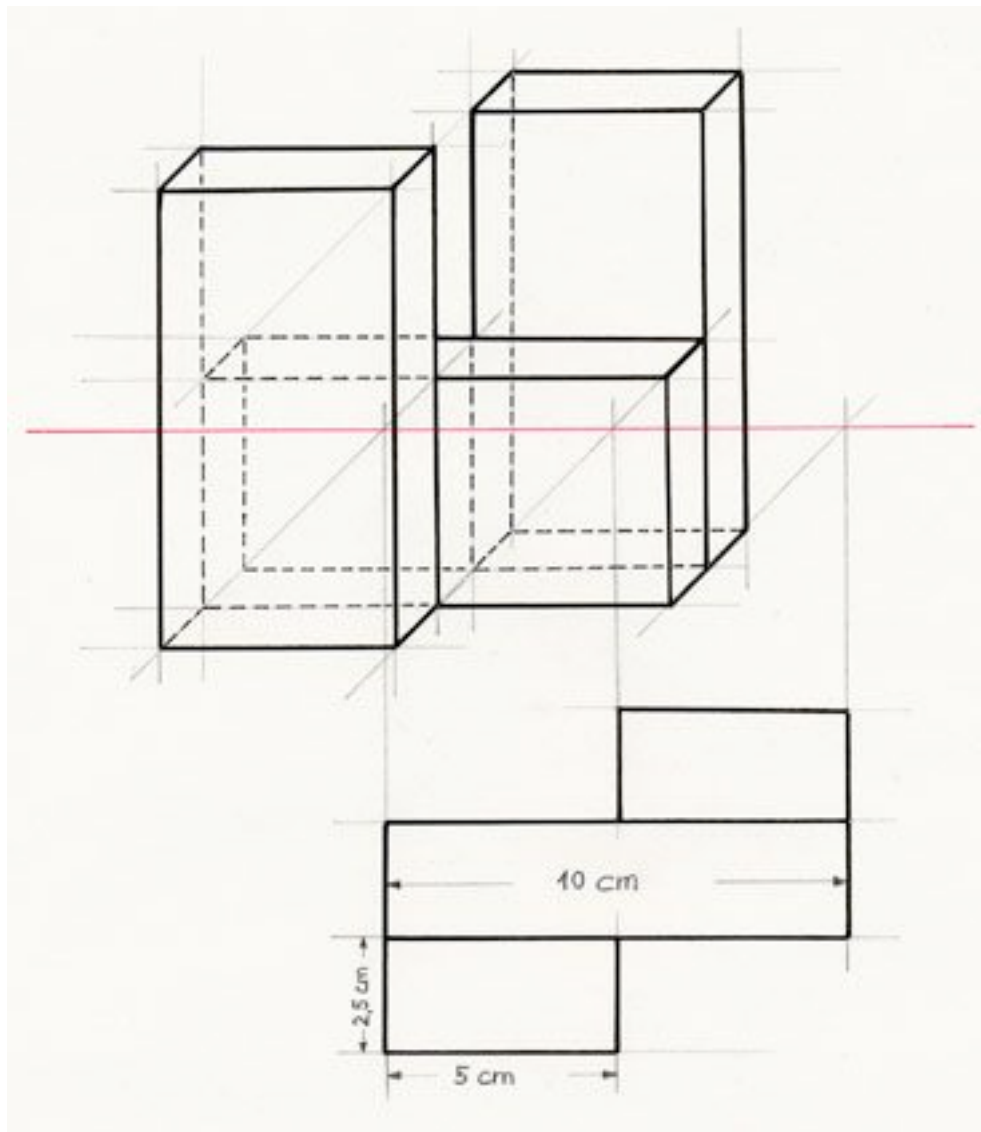


Anleitung

zur Herstellung von Spiel Nr. 2a,b,c: **Figuren und Skulpturen**



Aus Ahornholz werden mit der Kreissäge drei Quader zugeschnitten und ganz genau nach der Skizze zu einem Dreierelement zusammengeleimt. Mit zwei oder vier solchen Elementen entstehen viele Figuren und „Skulpturen“. Mit entsprechenden Farben sind die Möglichkeiten sehr vielfältig.


Bemalung (mit Pinsel): Lascaux-Acryl. Lackierung: Acryl-Klarlack.






Idee und Ausführung:
Paul Menz, Arlesheim




Spiel 2a mit 2 Elementen (3 ,warme' Farben)














Spiel 2a mit 4 Elementen (3 ,warme' Farben)


















Spiel 2a mit 2 Elementen (3 ‚kalte‘ Farben)


















Spiel 2a mit 4 Elementen (3 ‚kalte‘ Farben)










Spiel 2a mit 8 Elementen (6 Farben)















Spiel 2b mit 2 und 4 Elementen (2 Farben)



















Spiel 2c mit 2 Elementen (schwarz und weiss)

